

NetWitness[®] Platform

Version 12.5

NetWitness UEBA Quick Start Guide

Contact Information

NetWitness Community at <https://community.netwitness.com> contains a knowledge base that answers common questions and provides solutions to known problems, product documentation, community discussions, and case management.

Trademarks

RSA and other trademarks are trademarks of RSA Security LLC or its affiliates ("RSA"). For a list of RSA trademarks, go to <https://www.rsa.com/en-us/company/rsa-trademarks>. Other trademarks are trademarks of their respective owners.

License Agreement

This software and the associated documentation are proprietary and confidential to RSA Security LLC or its affiliates are furnished under license, and may be used and copied only in accordance with the terms of such license and with the inclusion of the copyright notice below. This software and the documentation, and any copies thereof, may not be provided or otherwise made available to any other person.

No title to or ownership of the software or documentation or any intellectual property rights thereto is hereby transferred. Any unauthorized use or reproduction of this software and the documentation may be subject to civil and/or criminal liability. This software is subject to change without notice and should not be construed as a commitment by RSA.

It is advised not to deploy third-party repos or perform any change to the underlying NetWitness Operating System that is not part of the supported NetWitness version. Any such change outside of the NetWitness approved image may result in a service or functionality conflict and require a reimage of the NetWitness system to bring NetWitness back to an optimized functional state. In the event a third-party repo is deployed, or other non-supported change is made by the customer without NetWitness approval, the customer takes full responsibility for any system malfunction until the issue can be remediated through troubleshooting efforts or a reimage of the service.

Third-Party Licenses

This product may include software developed by parties other than RSA. The text of the license agreements applicable to third-party software in this product may be viewed on the product documentation page on NetWitness Community. By using this product, a user of this product agrees to be fully bound by terms of the license agreements.

Note on Encryption Technologies

This product may contain encryption technology. Many countries prohibit or restrict the use, import, or export of encryption technologies, and current use, import, and export regulations should be followed when using, importing or exporting this product.

Distribution

Use, copying, and distribution of any RSA Security LLC or its affiliates ("RSA") software described in this publication requires an applicable software license.

RSA believes the information in this publication is accurate as of its publication date. The information is subject to change without notice.

THE INFORMATION IN THIS PUBLICATION IS PROVIDED "AS IS." RSA MAKES NO REPRESENTATIONS OR WARRANTIES OF ANY KIND WITH RESPECT TO THE INFORMATION IN THIS PUBLICATION, AND SPECIFICALLY DISCLAIMS IMPLIED WARRANTIES OF MERCHANTABILITY OR FITNESS FOR A PARTICULAR PURPOSE.

Miscellaneous

This product, this software, the associated documentations as well as the contents are subject to NetWitness' standard Terms and Conditions in effect as of the issuance date of this documentation and which can be found at <https://www.netwitness.com/standard-form-agreements/>.

© 2024 RSA Security LLC or its affiliates. All Rights Reserved.

September, 2024

Contents

- What is NetWitness UEBA? 4**
- About this Guide 4
- Getting Started 4
- Setup and Installation 4
 - Standalone Installation 4
 - Fresh Installation 6
 - Update 6
- Investigation 7
- Monitoring 7
- Getting Help with NetWitness Platform 8

What is NetWitness UEBA?

NetWitness UEBA (User and Entity Behavior Analytics) is an advanced analytics solution for discovering, investigating, and monitoring risky behaviors across all users and entities in your network environment. NetWitness UEBA is used for following reasons:


- Detecting malicious and rogue users
- Pinpointing high-risk behaviors
- Discovering attacks
- Investigating emerging security threats
- Identify potential attacker activity

About this Guide

This guide provides end-to-end instructions to configure NetWitness UEBA and to use UEBA features.

Getting Started

The following tasks can be performed in any sequence.


Description	References
	 Analyst
View information about product updates, improvements, and known issues.	Release Notes
Understand NetWitness UEBA	NetWitness UEBA User Guide

Setup and Installation

You can setup and install NetWitness UEBA by performing Standalone Installation and Fresh Installation.

Standalone Installation


The following tasks must be performed in the following sequence.

Description	References
	
Review the supported hardware.	"System Requirement" topic in UEBA Standalone Installation Guide
Review the UEBA deployment.	"NetWitness UEBA Standalone Installation " topic in UEBA Standalone Installation Guide
Configure the ports on your firewall.	"NetWitness UEBA Standalone Installation " topic in UEBA Standalone Installation Guide
Install NetWitness Server host.	"Installation Tasks" topic in UEBA Standalone Installation Guide
Install 12.5 Log Hybrid Host.	"Installation Tasks" topic in UEBA Standalone Installation Guide
Install and Configure NetWitness UEBA.	"Installation Tasks" topic in UEBA Standalone Installation Guide

Description	References
Assign the UEBA_Analysts and Analysts roles to the UEBA users.	"Role Permissions" in the <i>System Security and User Management Guide</i>


Fresh Installation

The following tasks needs to be performed in the following sequence.

Description	References
	 Analyst
	Review the supported hardware.
Review the UEBA architecture.	"NetWitness Platform Network Architecture Diagram" topic in the <i>Deployment Guide</i>
Configure the ports on your firewall.	"Network Architecture and Ports" topic in the <i>Deployment Guide</i>
Install NetWitness Server host and other components.	"Task 1 - Install 12.5 on the NetWitness Server (NW Server) Host" and "Task 2 - Install 12.5 on Other Component Hosts" in the <i>Physical Host Installation Guide</i> "Install NetWitness Platform Virtual Host in Virtual Environment" in the <i>Virtual Host Installation Guide</i>
Install UEBA.	"NetWitness® UEBA" in the <i>Physical Host Installation Guide</i>
Assign the UEBA_Analysts and Analysts roles to the UEBA users.	"Role Permissions" in the <i>System Security and User Management Guide</i>


Update

The following tasks must be performed in the following sequence.

Description	References
 Analyst	
Deploy the Endpoint Pack from Live, which contains File Category Lua Parser for the UEBA integration with Endpoint.	During deployment, you must specify Endpoint Log Hybrid Log Decoder service. In case of multiple Endpoint servers, select all the Endpoint Log Hybrid Log Decoder services
Enable Endpoint data sources such as Process and Registry to generate alerts in UEBA.	" ueba-server-config script " in the UEBA Configuration Guide
Enable UEBA indicator forwarder to transfer the UEBA indicators to the NetWitness Respond server and to the correlation server to create an incidents.	" ueba-server-config script " in the UEBA Configuration Guide
After you update to NetWitness Platform 12.5 the Broker or Concentrator UUID changes. You must update the NetWitness Platform core services, and update the Broker or Concentrator UUID.	" ueba-server-config script " in the UEBA Configuration Guide
Update Airflow Configuration.	" ueba-server-config script " in the UEBA Configuration Guide
Restart the Airflow scheduler service after the presidio_upgrade DAG is successful.	" reset-presidio script " in the UEBA Configuration Guide


Investigation

The following tasks can be performed in any sequence.

Description	References
 Analyst	
Investigate high risk users.	"Investigate High-Risk Users" topic in the NetWitness UEBA User Guide
Investigate top alerts.	"Investigate Top Alerts" topic in the NetWitness UEBA User Guide

Monitoring

The following tasks can be performed in any sequence.

Description	References
	 Analyst
Review NetWitness UEBA metrics in Health and Wellness.	"View NetWitness UEBA Metrics in Health and Wellness" topic in the <i>NetWitness UEBA User Guide</i>
Monitor Health and Wellness of UEBA.	"Monitor Health and Wellness of UEBA" topic in the <i>NetWitness UEBA User Guide</i>

Getting Help with NetWitness Platform

There are several options that provide you with help as you need it for installing and using NetWitness:

- See the documentation for all aspects of NetWitness here: <https://community.netwitness.com/t5/netwitness-platform/ct-p/netwitness-documentation>
- Use the **Search** and **Create a Post** fields in NetWitness Community portal to find specific information here: <https://community.netwitness.com/t5/netwitness-discussions/bd-p/netwitness-discussions>
- See the NetWitness Knowledge Base: <https://community.netwitness.com/t5/netwitness-knowledge-base/tkb-p/netwitness-knowledge-base>
- See Troubleshooting section in the guides.
- See also [NetWitness® Platform Blog Posts](#).
- If you need further assistance, contact [NetWitness Support](#).

Use these links to access documentation that is not related to a particular version of the software:

- Hardware setup guides: <https://community.netwitness.com/t5/netwitness-platform-hardware/tkb-p/netwitness-hardware-documentation>
- Documentation support for features such as feeds, parsers, application rules, and reports: <https://community.netwitness.com/t5/threat-intelligence/ct-p/threat-intelligence>.