

# NetWitness<sup>®</sup> Platform XDR

Version 12.3.0.0

## NetWitness Investigate Quick Start Guide

## Contact Information

NetWitness Community at <https://community.netwitness.com> contains a knowledge base that answers common questions and provides solutions to known problems, product documentation, community discussions, and case management.

## Trademarks

RSA and other trademarks are trademarks of RSA Security LLC or its affiliates ("RSA"). For a list of RSA trademarks, go to <https://www.rsa.com/en-us/company/rsa-trademarks>. Other trademarks are trademarks of their respective owners.

## License Agreement

This software and the associated documentation are proprietary and confidential to RSA Security LLC or its affiliates and are furnished under license, and may be used and copied only in accordance with the terms of such license and with the inclusion of the copyright notice below. This software and the documentation, and any copies thereof, may not be provided or otherwise made available to any other person.

No title to or ownership of the software or documentation or any intellectual property rights thereto is hereby transferred. Any unauthorized use or reproduction of this software and the documentation may be subject to civil and/or criminal liability.

This software is subject to change without notice and should not be construed as a commitment by RSA.

## Third-Party Licenses

This product may include software developed by parties other than RSA. The text of the license agreements applicable to third-party software in this product may be viewed on the product documentation page on NetWitness Community. By using this product, a user of this product agrees to be fully bound by terms of the license agreements.

## Note on Encryption Technologies

This product may contain encryption technology. Many countries prohibit or restrict the use, import, or export of encryption technologies, and current use, import, and export regulations should be followed when using, importing or exporting this product.

## Distribution

Use, copying, and distribution of any RSA Security LLC or its affiliates ("RSA") software described in this publication requires an applicable software license.

RSA believes the information in this publication is accurate as of its publication date. The information is subject to change without notice.

THE INFORMATION IN THIS PUBLICATION IS PROVIDED "AS IS." RSA MAKES NO REPRESENTATIONS OR WARRANTIES OF ANY KIND WITH RESPECT TO THE INFORMATION IN THIS PUBLICATION, AND SPECIFICALLY DISCLAIMS IMPLIED WARRANTIES OF MERCHANTABILITY OR FITNESS FOR A PARTICULAR PURPOSE.

## Miscellaneous

This product, this software, the associated documentations as well as the contents are subject to NetWitness' standard Terms and Conditions in effect as of the issuance date of this documentation and which can be found at <https://www.netwitness.com/standard-form-agreements/>.

© 2023 RSA Security LLC or its affiliates. All Rights Reserved.

September, 2023

## What Is NetWitness® Investigate?

---

NetWitness audits and monitors all traffic on a network. One type of service--a Decoder--ingests, parses, and stores the packets, logs, and endpoint data traversing the network. The configured parsers and feeds on the Decoder create *metadata* that analysts can use to investigate the ingested logs and packets. Another type of service, called a Concentrator, indexes and stores the metadata. NetWitness Investigate provides the data analysis capabilities in NetWitness, so that analysts can analyze packet, log, and endpoint data, and identify possible internal or external threats to security and the IP infrastructure.

### About This Guide

This guide provides end-to-end guidelines for all members of the SOC team to configure NetWitness Investigate and to investigate log and network events. End-to-end guidelines for investigating endpoints and user entity behavior using NetWitness Investigate are provided in separate documents:

- *NetWitness Endpoint Quick Start Guide*
- *NetWitness UEBA Quick Start Guide*

### Getting Help with NetWitness Platform

There are several options that provide you with help as you need it for installing and using NetWitness:






- See the documentation for all aspects of NetWitness here: <https://community.netwitness.com/t5/netwitness-platform/ct-p/netwitness-documentation>
- Use the **Search** and **Create a Post** fields in NetWitness Community portal to find specific information here: <https://community.netwitness.com/t5/netwitness-discussions/bd-p/netwitness-discussions>
- See the NetWitness Knowledge Base: <https://community.netwitness.com/t5/netwitness-knowledge-base/tkb-p/netwitness-knowledge-base>
- See Troubleshooting section in the guides.
- See also [NetWitness® Platform Blog Posts](#).
- If you need further assistance, contact NetWitness Support.

Use these links to access documentation that is not related to a particular version of the software:

- Hardware setup guides: <https://community.netwitness.com/t5/netwitness-platform-hardware/tkb-p/netwitness-hardware-documentation>
- Documentation for Content such as feeds, parsers, application rules, and reports: <https://community.netwitness.com/t5/netwitness-platform-threat/tkb-p/netwitness-threat-intelligence>.



## Getting Started

The following tasks can be performed in any sequence and are for the entire SOC team.

Description	References
 SOC Manager (SOC Management and Reporting)  Incident Responder (T1 Analyst)  Threat Hunter (T2/T3 Analyst)  System Administrator  Content Expert (Threat Intelligence)	
View information about product updates, improvements, and known issues	<a href="#">Release Notes</a>
Understand how NetWitness Investigate works	"How NetWitness Investigate Works" in the <a href="#">NetWitness Investigate User Guide</a>


## Setup, Installation, or Upgrade

No special setup, installation, or upgrade tasks are required for Investigate; it is part of NetWitness Platform for Logs and Network. However, setup is required for several components with which NetWitness Investigate works if you plan to do this type of analysis. These tasks are for the Administrator, and the SOC Manager may want to understand the setup.

Description	References
 SOC Manager (SOC Management and Reporting)  System Administrator	
Install and set up the Malware Analysis (standalone or service)	<a href="#">Malware Analysis Configuration Guide</a>
Install and set up NetWitness Endpoint (standalone or service)	<a href="#">NetWitness Endpoint Quick Start Guide</a>
Install and set up NetWitness UEBA (standalone or service)	<a href="#">NetWitness UEBA Quick Start Guide</a>


## System-Level Configuration

Administrators configure system-level preferences for NetWitness Investigate. The below-mentioned tasks are for the administrator, and the tasks can be performed in any sequence. SOC Managers should understand the possible configuration options.

Description	References
 <p>SOC Manager (SOC Management and Reporting)      System Administrator</p>	
<p>Configure role-based access control (RBAC) for analysts who will be using Investigate. These components have permissions related to investigate: investigate (Navigate view and Legacy Events view), investigate-server (Events view), Malware (Malware Analysis view), Endpoint-broker-server, and Endpoint-server.</p>	<p>"Role Permissions" in the <a href="#">System Security and User Management Guide</a></p>
<p>Configure Investigate to limit content available for different user roles (preQueries).</p>	<p>"Verify Query and Session Attributes per Role" in the <a href="#">System Security and User Management Guide</a></p>
<p>Configure default settings and limits for NetWitness Investigate on a system level.</p>	<p>"Configure Investigation Settings" in the <a href="#">System Configuration Guide</a></p>

## User Preference Configuration


The following tasks are for Threat Hunters, Content Experts, and Incident Responders, and SOC Managers. The tasks can be performed in any sequence.

Description	References
 <p>SOC Manager (SOC Management and Reporting)      Incident Responder (T1 Analyst)      Threat Hunter (T2/T3 Analyst)      Content Expert (Threat Intelligence)</p>	
<p>Configure Navigate view and Events view preferences.</p>	<p>"Configure the Navigate and Legacy Events View" in the <a href="#">NetWitness Investigate User Guide</a></p>
<p>Configure Event Analysis view preferences.</p>	<p>"Configure the Events View" in the <a href="#">NetWitness Investigate User Guide</a></p>
<p>Configure the Malware Analysis view preferences.</p>	<p>"Configure Malware Analysis" in the <a href="#">Malware Analysis User Guide</a></p>

## Investigation

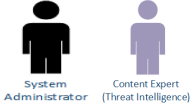
Different types of investigation may be handled by analysts with different skill levels and goals.

- Incident Responders (T1 Analysts) typically pivot to Investigate from NetWitness Respond to find detailed information about an incident so that they can respond to and remediate incidents.
- Threat Hunters (T2/T3 Analysts) typically peruse events, metadata, and raw content so that they can recommend issues for remediation and remediate issues.
- Content Experts (Threat Intelligence) typically peruse events, metadata, raw content, user and host data, and UEBA data so that they can investigate new threat intelligence, evaluate and create new feeds, and create correlation rules to flag indicators of compromise.
- SOC Managers need to understand the use cases.

Description	References
	
Learn about practical use cases	"Sample Use Cases for NetWitness Investigate" in the <a href="#">NetWitness Investigate User Guide</a>
Investigate metadata and raw events in logs and network traffic	"Beginning an Investigation" in the <a href="#">NetWitness Investigate User Guide</a>
Investigate possible malware	<a href="#">Malware Analysis User Guide</a>
Investigate endpoints	<a href="#">NetWitness Endpoint User Guide</a>
Perform user and entity behavior analysis	<a href="#">NetWitness UEBA User Guide</a>

## Maintenance

The administrator can perform the following tasks in any sequence.

Description	References
	
Maintain the list of queries and analyze the query patterns of other users of the NetWitness Platform system.	"Maintaining Queries Using URL Integration" in the <a href="#">System Maintenance Guide</a>

Description	References
Fine tune system-level configuration settings to improve performance or limit access to data.	"Verify Query and Session Attributes per Role" in the <a href="#">System Security and User Management Guide</a> "Configure Investigation Settings" in the <a href="#">System Configuration Guide</a>